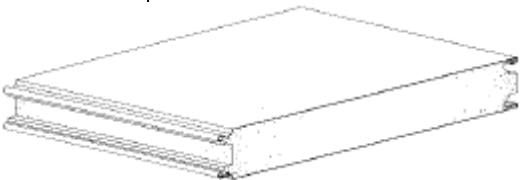
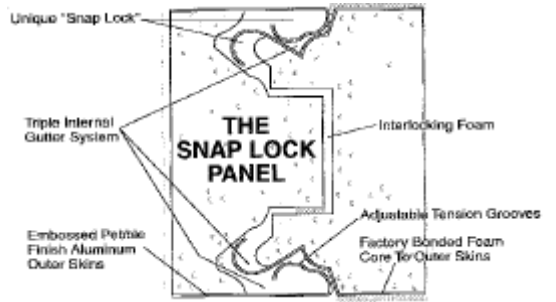


Solar III Patio Roof / 3-Season Roof

- The Roof System**
- 3" insulated core with aluminum factory laminated skins
 - Slide-lock seams with hidden dual gutter track
 - R-Value of 21
 - .024 and .032 metal thickness choices for greater spans
 - Roof panel color White or Eggshell
 - Extruded aluminum attaching beam with thermal break
 - Extruded aluminum fascia & trim, or Extruded aluminum fascia & gutter

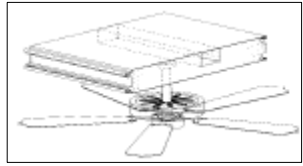


Item	Price
3" Roof System (.024)	12.42 per square foot
3" Roof System with Super Gutter	14.33 per square foot
3" Roof System (.032)	14.37 per square foot
3" Roof System with Super Gutter	16.62 per square foot



3" Fan Beam 9.80 per lineal foot of roof panel

Item	Stock Size	Price
Gable Beam, white	15'	518.81 ea.
	18'	622.72 ea.
Gable Beam Extension, white	15'	60.91 ea.
	18'	73.12 ea.
Variable Pitch Wall Header	19'	208.66 ea.
Color: White, Bronze	24'	262.75 ea.
Transom Sill	18'	80.40 ea.
Color: White, Bronze	24'	126.12 ea.
Glazing Bar	18'	21.50 ea.
Color: White, Bronze	24'	28.67 ea.
Electrical Floor Channel	24'	128.52 ea.
Electrical Floor Channel Cover	24'	24.37 ea.
Color: White, Bronze		



Fan beam in insulated panel.

Prices do NOT include normal installation or building permits.
Add for wall enclosures, beams, posts, etc as needed.

Maximum Allowable Panel Spans

Superimposed Snow Load in Lbs / Sq.Ft.	3" x .024 Roof	3" x .032 Roof
	30 lb Snow Load	10' - 10"
40 lb Snow Load	9' - 5"	12' - 10"
50 lb Snow Load	8' - 5"	11' - 8"

Basic Wind Speed in MPH / PSF	3" x .024 Roof	3" x .032 Roof
70 MPH Wind / 10 PSF	19' - 3"	22' - 0"
80 MPH Wind / 13 PSF	19' - 3"	22' - 0"
90 MPH Wind / 15 PSF	18' - 1"	22' - 0"
100 MPH Wind / 19 PSF	15' - 11"	20' - 10"
110 MPH Wind / 23 PSF	14' - 5"	19' - 4"
120 MPH Wind / 27 PSF	13' - 3"	18' - 2"